



Scientific report 2025

Advancing Women's Health



Carlos Simon
Foundation

FOR RESEARCH IN WOMEN'S HEALTH

President's Letter



2025 was an important year for the Carlos Simon Foundation. We defined the **2025-2030 Strategic Plan**, a roadmap to guide our growth and strengthen our scientific, organizational, and educational priorities.

We also held the first meeting of our **Scientific Advisory Board**, formed by international experts. Their perspective helped us review our research lines, clinical translation strategy, and future opportunities.

This report reflects the work of a team committed to generating knowledge, training talent, and improving women's health through research.

Thank you to all the people and institutions who made this possible.

Dr. Carlos Simon

President of the Carlos Simon Foundation

Our Mission and Pillars

We believe in science that goes beyond the laboratory and reaches people. Our mission is to improve women's health through three core pillars:



Biomedical Research

We conduct high-quality biomedical research in women's health.



Clinical Translation

We transform scientific knowledge from the laboratory into clinical practice and society.



Education

We share our knowledge and institutional culture with new generations.

Scientific Advisory Board and 2025-2030 Strategic Plan

In 2025, we held the first meeting of our Scientific Advisory Board, formed by international experts.

Their perspective helped us review our research lines and the Foundation's new Strategic Plan for 2025-2030.



Michael Alper, MD
Medical Director and President
of Boston IVF Inc.



Borja Aznar
Managing Director at Plug
and Play Tech Center



Hilary Critchley, MD, DSc
Professor of Reproductive Medicine
at the University of Edinburgh



Jose Maria Mato, MD, PhD
General Director of CIC bioGUNE
and CIC biomaGUNE



Marcia Riboldi, PhD
CEO of Centogene
Brazil & Latam

Strategic priorities:



Scientific
excellence



Organization



Financial
sustainability



Education



People



Communication

2025 in Numbers

In 2025, we maintained strong scientific activity, with active projects, high-impact publications, and a budget focused on advancing women's health.



19

active research projects



9

Publications in indexed journals
classified as Q1 (67% in D1)
SJR 2024.



€4M

annual budget

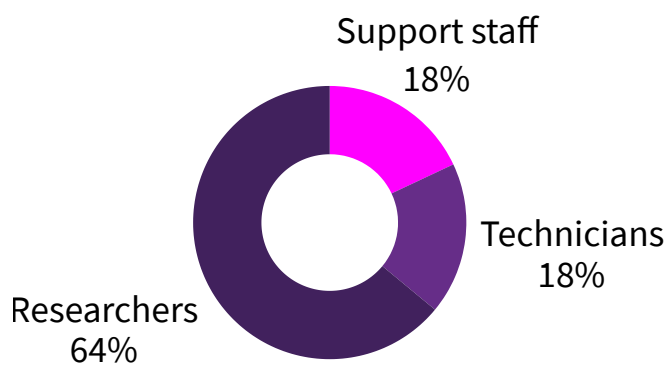
Team and Talent

In 2025, we had a multidisciplinary team of **37 professionals**, including scientific, technical, and management profiles.

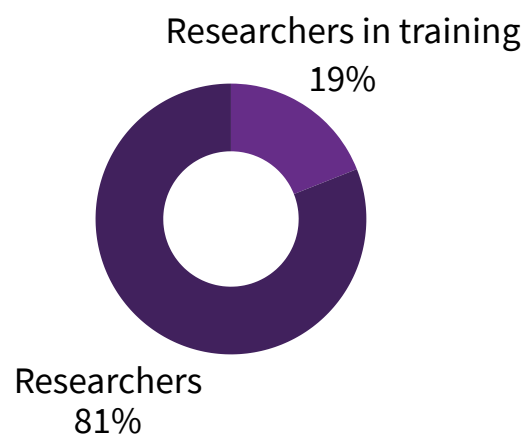
Gender distribution



By professional category



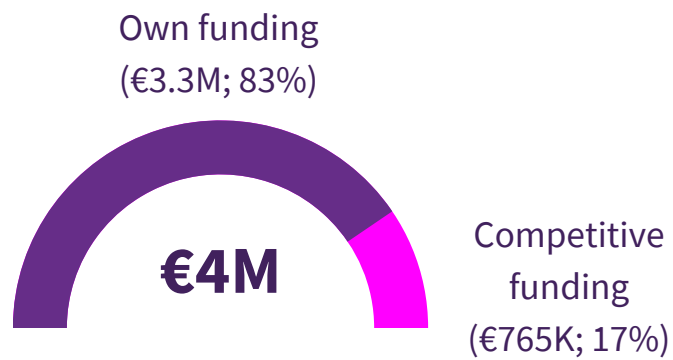
By research training stage



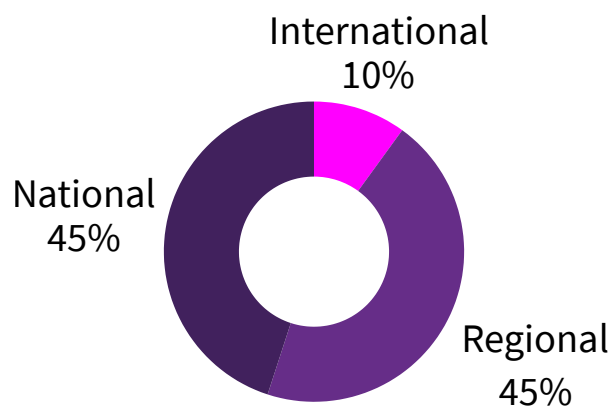
Funding

In 2025, we had an R&D budget of €4M, which allowed us to sustain our scientific activity and develop new projects.

Funding



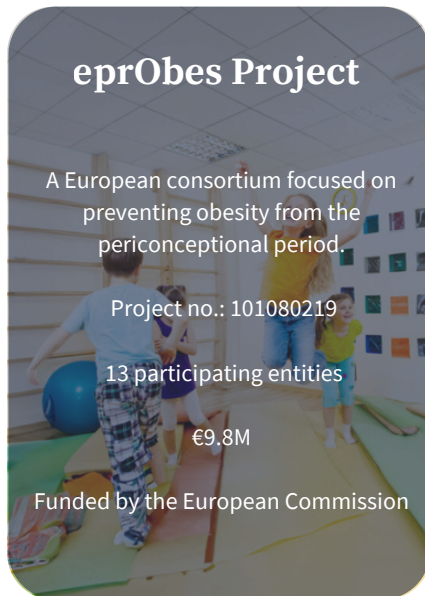
Origin of competitive funding



Funding

Featured projects with competitive funding in 2025

Full list available in Annex I.



eprObes Project

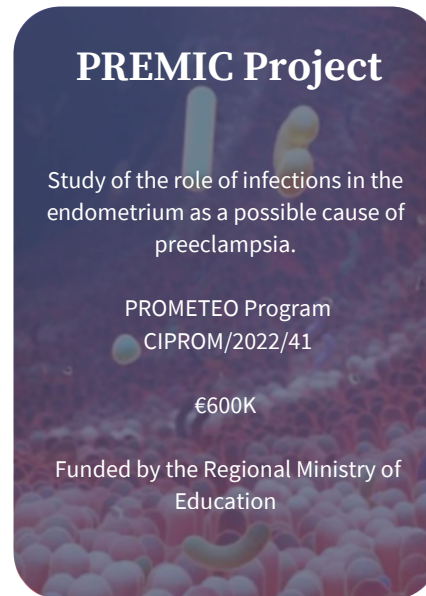
A European consortium focused on preventing obesity from the periconceptional period.

Project no.: 101080219

13 participating entities

€9.8M

Funded by the European Commission



PREMIC Project

Study of the role of infections in the endometrium as a possible cause of preeclampsia.

PROMETEO Program
CIPROM/2022/41

€600K

Funded by the Regional Ministry of Education



FUSENDO Project

FUSENDO analyzes the role of the endometrial microbiome in the pathogenesis of endometriosis.

Health Research Projects
PI24/00722

€215K

Funded by the Carlos III Health Institute



CAROLINA Project

Studies ovarian aging and develops a rejuvenation strategy based on partial cellular reprogramming.

Health Research Projects
PI24/01784

€190K

Funded by the Carlos III Health Institute

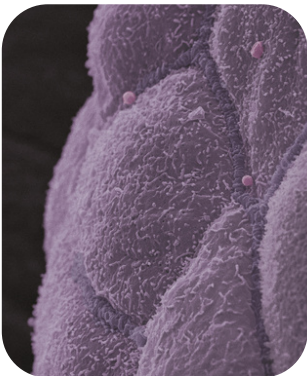


Research Lines



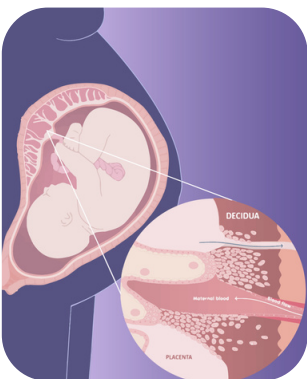
Endometrial microbiome in human reproduction

We study how bacteria in the endometrial microbiome modulate local immunity and affect embryo implantation and reproductive outcomes.



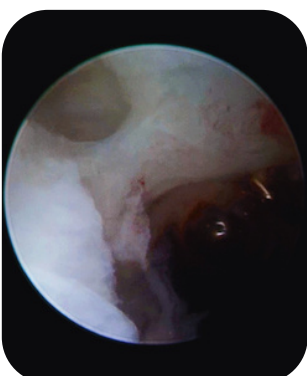
Maternal-embryonic communication

We investigate the exchange of genetic and epigenetic signals between the endometrium and the embryo during implantation, and their impact on embryonic programming.



Maternal contribution to the origin of preeclampsia

We characterize defective endometrial decidualization as a maternal origin of preeclampsia using single-cell transcriptomics and longitudinal studies.



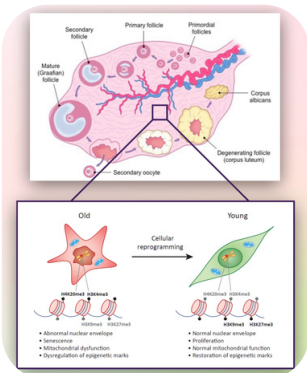
Regenerative therapies for the endometrium

We are developing an advanced therapy using autologous CD133+ stem cells to regenerate the endometrium in patients with Asherman syndrome.



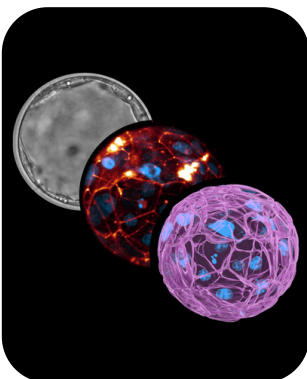
Molecular and cellular origin of gynecological tumors

We generate cellular atlases of gynecological tumors to identify initiating cells and their niches, and to move toward personalized treatments.



Ovarian rejuvenation through partial cellular reprogramming

The CAROLINA project explores ovarian perfusion with partial reprogramming factors to reverse reproductive aging.



Embryo imaging

We study early embryo development using advanced live-imaging techniques to identify cellular patterns associated with embryo quality and viability.

Scientific Output

In 2025, we published **9 scientific papers**, 6 of them in D1 journals, in key areas such as preeclampsia, embryology, endometrium, microbiome, and gynecological tumors.

Featured publications:

nature medicine

Article <https://doi.org/10.1038/s41591-024-03407-7>

Multi-omics-based mapping of decidualization resistance in patients with a history of severe preeclampsia

Received: 26 April 2024
Accepted: 8 November 2024
Published online: 07 January 2025

Irene Muñoz-Blat^{1,2,3}, Raúl Pérez-Moraga^{1,4}, Nerea Castillo-Marco^{1,5}, Teresa Cordero¹, Ana Ochando¹, Sheila Ortega-Sánchez¹, Marcos Parras-Moltó¹, Rogelio Monfort-Ortiz¹, Elena Satorres-Perez¹, Blanca Novillo¹, Alfredo Perales¹, Matthew Gormley¹, Sofia Granados-Aparici^{1,6,7,8}, Rosa Noguera^{1,9,10}, Beatriz Roson¹, Susan J. Fisher^{1,11}, Carlos Simón^{1,12,13} & Tamara Garrido-Gómez^{1,14}

Endometrial decidualization resistance (DR) is implicated in various gynecological and obstetric conditions. Here, using a multi-omic strategy, we unraveled the cellular and molecular characteristics of DR in patients who have suffered severe preeclampsia (sPE). Morphological analysis unveiled significant glandular anatomical abnormalities, confirmed histologically and quantified by the digitization of hematoxylin and eosin-stained tissue sections. Single-cell RNA sequencing (scRNA-seq) of endometrial samples from patients with sPE ($n = 11$) and controls ($n = 12$) revealed sPE-associated shifts in cell composition, manifesting as a stromal mosaic state characterized by proliferative stromal cells (*MPPI* and *SFBP4*) alongside *CFBP1* decidualized cells, with concurrent epithelial mosaicism and a dearth of epithelial-stromal transition associated with decidualization. Cell-cell communication network mapping underscored aberrant crosstalk among specific cell types, implicating crucial pathways such as endoglin, WNT and SPPL. Spatial transcriptomics in a replication cohort validated DR-associated features. Laser capture microdissection/mass spectrometry in a second replication cohort corroborated several scRNA-seq findings, notably the absence of stromal to epithelial transition at a pathway level, indicating a disrupted response to steroid hormones, particularly estrogens. These insights shed light on potential molecular mechanisms underpinning DR pathogenesis in the context of sPE.

Pregnancy health is shaped during the periconceptional period due to the interplay between the implanting embryo and the maternal endometrium. Decidualization entails the functional and morphological changes that occur within the endometrium, transforming the maternal uterine lining to accommodate the invasive trophoblast^{1,2}. The endometrial stromal cell transformation is hormonally regulated, driven by increasing progesterone levels and local AMP production³, which stimulate the synthesis of a complex network of intracellular and secreted proteins⁴. It starts in the early secretory phase of the menstrual cycle, independent of the presence of a conceptus, in areas adjacent to the uterine spiral arteries, thereafter spreading throughout the endometrium⁵. Decidualization resistance (DR) refers to the inability of the endometrium to undergo these specific changes and has been documented in reproductive disorders, including endometriosis^{6,7}, miscarriage⁸, recurrent pregnancy loss^{9,10} and great obstetrical syndromes.

A full list of affiliations appears at the end of the paper. ✉ e-mail: carlos.simon@vives.igimiddg.fundacioncarlossimon.com

Nature Medicine

nature communications

Article <https://doi.org/10.1038/s41467-025-64215-2>

Maternal plasma cell-free RNA as a predictor of early and late-onset preeclampsia throughout pregnancy

Received: 17 April 2025
Accepted: 9 September 2025
Published online: 20 October 2025

Nerea Castillo-Marco^{1,2}, Teresa Cordero^{1,2}, Marina Iguat^{1,2}, Irene Muñoz-Blat^{1,2}, Carla Gómez-Alvarez^{1,2}, Neus Bernat-González^{1,2}, Ángela Gaspar-Domínguez^{1,2}, Érika Ortiz-Domínguez^{1,2}, Alba Vives^{1,2}, Sheila Ortega-Sánchez^{1,2}, Rogelio Monfort-Ortiz^{1,2}, Petr Volkov^{1,2}, Juan Luis Delgado^{1,2}, Laura Hernández-Hernández^{1,2}, Esther Canovas^{1,2}, María del Mar Gil^{1,2,3,4,5,6,7}, Belén Santacruz^{1,2,3,4,5,6,7}, Nieves Luisa González-González^{1,2,3,4,5,6,7}, Walter Plasencia^{1,2,3,4,5,6,7}, Alfredo Perales-Marín^{1,2,3,4,5,6,7}, Beatriz Marcos-Puig^{1,2,3,4,5,6,7}, Ana María Palacios-Marqués^{1,2,3,4,5,6,7,8,9,10,11,12,13}, Íñigo Melchor^{1,2,3,4,5,6,7,8,9,10,11,12,13}, Alicia Martín-Martínez^{1,2,3,4,5,6,7,8,9,10,11,12,13,14}, Taysa Benítez-Delgado^{1,2,3,4,5,6,7,8,9,10,11,12,13,14}, PREMOM Consortium^{1,2,3,4,5,6,7,8,9,10,11,12,13,14}, Carlos Simón^{1,2,3,4,5,6,7,8,9,10,11,12,13,14,15,16,17,18} & Tamara Garrido-Gómez^{1,2,3,4,5,6,7,8,9,10,11,12,13,14,15,16,17,18,19,20}

Early- and late-onset preeclampsia (EOPE and LOPE) pose serious maternal-fetal risks, yet non-invasive early prediction remains challenging. In a prospective cohort of 9,586 pregnancies, we analyze trimester-specific plasma cell-free RNA (cfRNA) profiles from 42 EOPE and 43 LOPE cases versus 131 normotensive controls. Organ-specific transcriptomic shifts distinguish EOPE from LOPE. Predictive models based on cfRNA signatures identify EOPE up to 18.0 weeks before clinical onset in the first trimester (T1) (AUC = 0.88), and 8.5 weeks in the second trimester (T2) (AUC = 0.89). LOPE is predicted 14.9 weeks in advance using T2 data (AUC = 0.90), while T1 performance is lower (AUC = 0.68). External validation confirms robust EOPE prediction (AUC = 0.87 at T1; 0.81 at T2) and acceptable LOPE performance (AUC = 0.63 at T1; AUC = 0.77 at T2). EOPE models are enriched for decidual transcripts, suggesting early maternal involvement; LOPE models reflect broader tissue contributions. These findings offer a path to early, non-invasive, subtype-specific preeclampsia risk stratification and prevention.

Maternal and infant mortality during pregnancy and labor are critical indicators of community and national health¹. Most pregnancy complications arise from disorders that develop during the periconceptional phase, particularly during embryonic implantation and early placentalization². Preeclampsia—a life-threatening obstetric syndrome—is characterized by new-onset of hypertension after 20 weeks of gestation, accompanied by signs of kidney, liver, or brain damage³. Each year, preeclampsia contributes to 14% of maternal deaths worldwide, leaving a lasting impact on survivors' health⁴. It also constitutes a significant public health burden, incurring \$1.03 billion in maternal healthcare costs and an additional \$1.15 billion for neonatal care in infants born to mothers affected by preeclampsia within the first year after birth in the United States⁵. The heterogeneity of preeclampsia is notable, differentiated by the timing of onset and severity of symptoms. Early-onset

A full list of affiliations appears at the end of the paper. ✉ A list of authors and their affiliations appears at the end of the paper. ✉ e-mail: carlos.simon@vives.igimiddg.fundacioncarlossimon.com

Nature Communications | (2025)16:9208

Full list available in Annex II.

Congress Participation

We shared our results at leading national and international congresses in reproductive medicine and women’s health.

Featured participation:



SRI 2025



ESHRE 2025



ASRM 2025

Full list available in Annex III.

Innovation and Knowledge Transfer

We continued to promote the transfer of scientific knowledge into new technologies, therapies, and diagnostic tools.



1

patent application

Computation method for distinguishing
uterine leiomyosarcoma vs leiomyoma

[PCT/EP2023/078547](#)



3

Spin-offs

iPrem>m

 **ENDO**RENEW

 Premium
Fertility

Collaborations and Strategic Alliances

We work with universities, hospitals, research centers, and companies to expand the reach of our research.



Education and Training

We train new generations of scientists and professionals through university programs, in-house training, and doctoral supervision.

Official Training Programs



Master's Degree in Clinical Genomics and Precision Medicine. University of Valencia

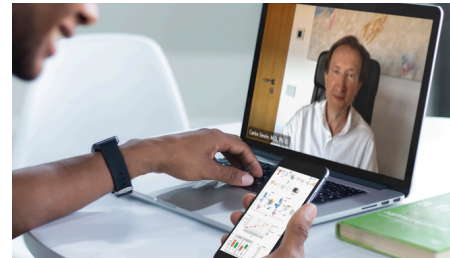


Diploma in Genetic Counseling
University of Valencia

In-House Training Programs



Summer School for Young Scientists



Mentorship Program

Doctoral Theses Defended



Using organoids to decipher endometrial regeneration in Asherman syndrome patients.

Doctoral student: **Javier Gonzalez**

Supervisors: Felipe Vilella, Xavier Santamaria,
Carlos Simon

Media Impact

Our research appeared in general and specialized media, helping bring science closer to patients, professionals, and society.



14.5%

Social media engagement rate



43

media mentions in specialized and general media



1.450.238

people reached through press and digital media

Our research in the media:

LA RAZÓN

el Periódico

valenciaplaza

 **DIARIO MEDICO**

infosalus.com

ConSalud.es

Awards and Recognition

In 2025, we received scientific and institutional recognition and continued to promote our own awards to support research excellence.

Recognition received:



**Premi Universitat-Societat 2025
for Knowledge Transfer**

Awarded to: Dr. Carlos Simon



**Recognition from the University of
Valencia to the Carlos Simon Foundation**

On the occasion of the University of
Valencia's 525th anniversary



ESHRE Basic Science Award

Awardee: Sofia Zaragozano



ESHRE Clinical Science Award

Awardee: Dr. Nerea Castillo

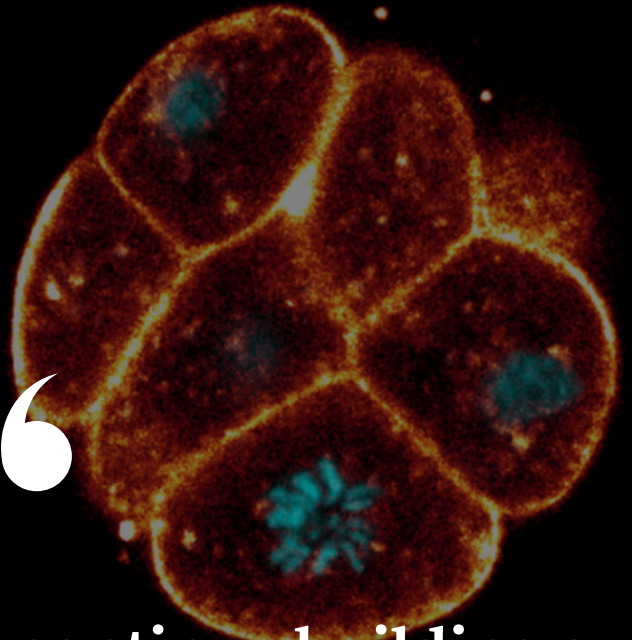
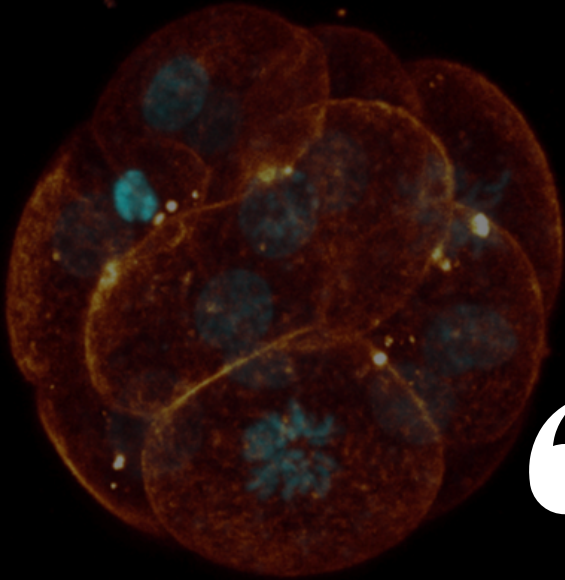
Awards granted:



Carlos Simon Excellence in Translational Research Award
Awarded to: Prof. David Gardner

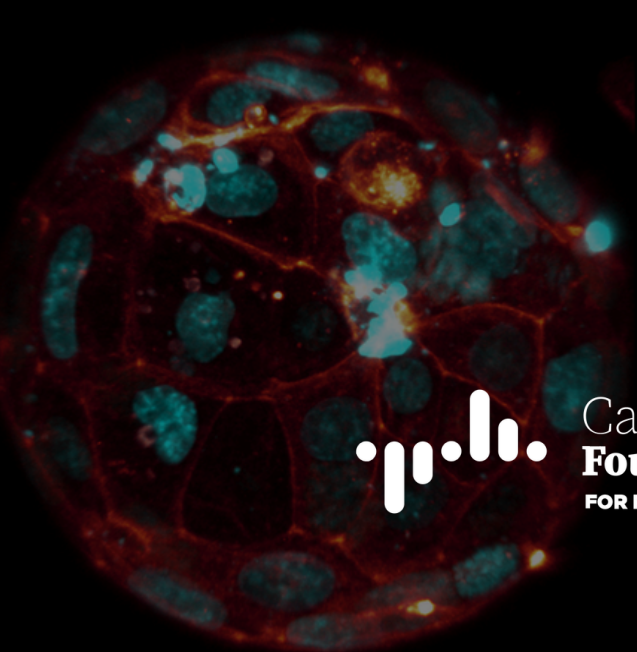
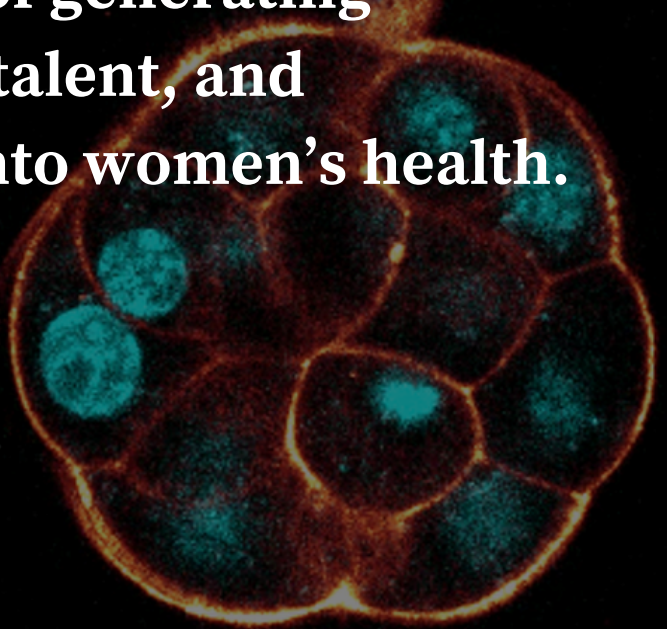
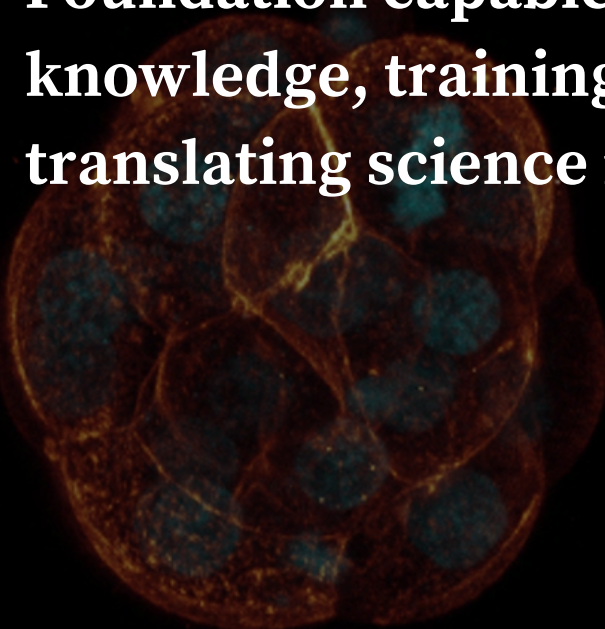


Youth Scientific Excellence Awards
Awardees: Ariadna Franch and Rut Sebastia



“

Our commitment is to continue building a Foundation capable of generating knowledge, training talent, and translating science into women's health.



**Carlos Simon
Foundation**
FOR RESEARCH IN WOMEN'S HEALTH

Follow us on social media



ANNEX I - Competitive projects in 2025

- **Preventing lifetime obesity by early risk-factor identification, prognosis, and intervention.** European Commission; Horizon Europe Program, EPROBES (101080219-2); PI: Carlos Simon / Felip Vilella. Duration: 05/01/2023 to 04/30/2028. Amount: €480,072.50.
- **Identification of progenitor cells in the human endometrium and demonstration of their regenerative capacity.** Spanish State Research Agency (AEI); Consolidation Program CNS2022-135696; PI: Felip Vilella. Duration: 07/01/2023 to 06/30/2025. Amount: €198,986.00.
- **Deciphering a microbial footprint leading to the onset and long-term risk of preeclampsia (PREMIC).** Regional Ministry of Education; PROMETEO Program CIPROM/2022/41; PIs: Carlos Simon, Tamara Garrido, and Inmaculada Moreno. Duration: 01/01/2023 to 12/31/2026. Amount: €600,000.00.
- **Grants to attract European projects and other international programs (Aymara ERC preparation).** Regional Ministry of Education; APE 2023 CIAPE/2022/7; PI: Aymara Mas. Duration: 06/01/2023 to 12/31/2024. Amount: €9,000.00.
- **Identification of maternal cellular and molecular targets at single-cell level for early prediction and treatment of preeclampsia.** Spanish State Research Agency (AEI); Knowledge Generation Program PID2022-140744OB-I00; PIs: Carlos Simon and Tamara Garrido. Duration: 09/01/2023 to 08/31/2027. Amount: €383,750.00.
- **Effect of CD133 bone marrow-derived stem cells on the maternal-fetal interface in patients with Asherman syndrome.** American Society for Reproductive Medicine (ASRM); KY Cha Award 2023; PI: Xavier Santamaria. Duration: 09/01/2023 to 08/31/2025. Amount: USD 18,338.53.
- **Identification of progenitor cells in human endometrial tissue.** Regional Ministry of Education; AICO 2023 CIAICO/2022/242; PI: Felip Vilella. Duration: 01/01/2023 to 12/31/2025. Amount: €90,000.00.
- **Tumor heterogeneity inferred by single-cell RNA sequencing: new insights into the therapeutic target of uterine tumors.** Carlos III Health Institute; Health Research Projects PI23/00536; PI: Aymara Mas. Duration: 01/01/2024 to 12/30/2026. Amount: €226,875.00.
- **Study of the molecular and epigenetic mechanisms driving ovarian aging.** Regional Ministry of Education; Emerging Research Groups Program CIGE/2023/217; PI: Ana Monteagudo. Duration: 07/16/2024 to 07/15/2026. Amount: €20,000.00.
- **Impact of the microbiome on the pathogenesis of ovarian endometriosis.** Carlos III Health Institute; Health Research Projects PI24/00722; PI: Inmaculada Moreno. Duration: 01/01/2025 to 12/31/2027. Amount: €215,000.00.
- **Ovarian rejuvenation through partial cellular reprogramming.** Carlos III Health Institute; Health Research Projects PI24/01784; PI: Felip Vilella. Duration: 01/01/2025 to 12/31/2027. Amount: €190,000.00.

ANNEX II - Scientific publications in 2025

- Muñoz-Blat I, Pérez-Moraga R, Castillo-Marco N, Cordero T, Ochando A, Ortega-Sanchís S, Parras-Moltó M, Monfort-Ortiz R, Satorres-Perez E, Novillo B, Perales A, Gormley M, Granados-Aparici S, Noguera R, Roson B, Fisher SJ, Simón C, Garrido-Gómez T. **Multi-omics-based mapping of decidualization resistance in patients with a history of severe preeclampsia.** *Nat Med.* 2025 Feb;31(2):502-513. doi: 10.1038/s41591-024-03407-7. Epub 2025 Jan 7. PMID: 39775038; PMCID: PMC11835751.
- Castillo-Marco N, Cordero T, Igual M, Muñoz-Blat I, Gómez-Álvarez C, Bernat-González N, Gaspar-Doménech Á, Ortiz-Domingo É, Vives A, Ortega-Sanchís S, Monfort-Ortiz R, Volkov P, Delgado JL, Hernandez-Hernandez L, Canovas E, Gil MDM, Santacruz B, Gonzalez-Gonzalez NL, Plasencia W, Perales-Marín A, Marcos-Puig B, Palacios-Marqués AM, Melchor Í, Martin-Martinez A, Benitez-Delgado T; PREMOM Consortium; Simón C, Garrido-Gómez T. **Maternal plasma cell-free RNA as a predictor of early and late-onset preeclampsia throughout pregnancy.** *Nat Commun.* 2025 Oct 20;16(1):9208. doi: 10.1038/s41467-025-64215-2. PMID: 41115885; PMCID: PMC12537965.
- Akizawa H, Domingo-Muelas A, Pardo-Figuerez M, Hernandez B, Ardestani G, Skory RM, Venturas M, Tetlak P, Bissiere S, Sakkas D, Simon C, Plachta N. **Capturing aberrant cell behaviors producing defects in human embryos via live imaging.** *Sci Adv.* 2025 Nov 21;11(47):eady6402. doi: 10.1126/sciadv.ady6402. Epub 2025 Nov 19. PMID: 41259532; PMCID: PMC12629204.
- Gonzalez-Fernandez J, Zaragoza S, Monteagudo-Sánchez A, Simon C, Vilella F. **Single-cell technology: the key to an improved understanding of the human endometrium in health and disease.** *Am J Obstet Gynecol.* 2025 Apr;232(4S):S43-S53. doi: 10.1016/j.ajog.2024.08.042. PMID: 40253082.
- Pardo-Figuerez M, Simon C, Santamaria X. **Asherman syndrome at single-cell resolution.** *Am J Obstet Gynecol.* 2025 Apr;232(4S):S148-S159. doi: 10.1016/j.ajog.2024.12.023. PMID: 40253078.
- Graciano-España MC, Barnhart K, Gonzalez-Monfort M, Arenas-Barrero M, Legro RS, Thomas TR, Rush MA, Vilella F, Fernández-Sánchez M, Simon C, Moreno I. **Fusobacterium nucleatum is not significantly present in eutopic endometrium from patients with minimal-mild and moderate-severe endometriosis.** *Fertil Steril.* 2025 Nov 15;124(5 Pt 2):1071-1081. doi: 10.1016/j.fertnstert.2025.06.035. Epub 2025 Jun 28. PMID: 40588151; PMCID: PMC12416407.
- Boldu-Fernández S, Lliberos C, Simon C, Mas A. **Mapping Human Uterine Disorders Through Single-Cell Transcriptomics.** *Cells.* 2025 Jan 21;14(3):156. doi: 10.3390/cells14030156. PMID: 39936948; PMCID: PMC11817058.
- Ruiz-Alonso M, Gómez C, Stankewicz T, Castellón JA, Díez-Juan A, Gómez E, Rubio C, Simón C, Valbuena D. **Clinical outcomes following endometrial receptivity assessment-guided personalized euploid embryo transfer in patients with previous implantation failures.** *Sci Rep.* 2025 May 15;15(1):16967. doi: 10.1038/s41598-025-01056-5. PMID: 40374667; PMCID: PMC12081615.
- Daskeviciute D, Chappell-Maor L, Sainty B, Arnaud P, Iglesias-Platas I, Simon C, Okae H, Arima T, Vassena R, Lartey J, Monk D. **Non-canonical imprinting, manifesting as post-fertilization placenta-specific parent-of-origin dependent methylation, is not conserved in humans.** *Hum Mol Genet.* 2025 Mar 20;34(7):626-638. doi: 10.1093/hmg/ddaf009. PMID: 39825493; PMCID: PMC11924184.

ANNEX III - Congress participation in 2025

- 29th Brazilian Congress of Assisted Reproduction – CBRA, Brazil. 2025. 3 Invited Lectures
- American College of Obstetricians and Gynecologists (ACOG). District XII & V Annual District Meeting, USA. 2025. Plenary Lecture
- 30th anniversary of the Chedid Grieco Reproductive Medicine Clinic, Brazil. 2025. Invited Lecture
- Chilean Society of Reproductive Medicine (SOCMER), Chile. 2025. Invited Lecture
- Quito Institute of Infertility and Reproductive Medicine (IQUI), Ecuador. 2025. Invited Lecture
- Vitrolife Group, Germany. 2025. Invited Lecture
- Endometriosis Worldwide March & American and Global College of Endometriosis Specialists, Atlanta, USA. 2025. Invited Lecture
- 2025 INNOVATE, American Society of Reproductive Medicine, San Antonio, Texas, USA. 2025. Invited Lecture
- Society for Endometriosis and Uterine Disorders (SEUD), Prague, Czech Republic. 2025. Invited Lecture
- 25th Anniversary of Escuela de Empresarios (EDEM). Valencia, Spain. 1 invited lecture.
- Fertypharm. Spain. 1 Invited Lecture.
- Maimonides Biomedical Research Institute of Cordoba (IMIBIC). 1 invited lecture.
- Society for Gynecologic Investigation Annual Meeting. Charlotte, North Carolina, USA. 3 Oral Presentations (1 Awarded)

2 posters presentations

- European Society of Human Reproduction and Embryology Annual Meeting. Paris, France. 2 awarded oral presentations.
- American Society for Reproductive Medicine Annual Meeting. San Antonio, Texas, USA. 2025. 1 poster presentation.

ANNEX IV - Awards received in 2025

- 41st European Society of Human Reproduction and Embryology, ESHRE. Paris, France. Clinical Science Award granted to Dr. Nerea Castillo for the work Maternal plasma cell-free RNA as a liquid biopsy for first-trimester screening of early and late-onset preeclampsia.
- 41st European Society of Human Reproduction and Embryology, ESHRE. Paris, France. Basic Science Award granted to Sofia Zaragozano for the work Modeling embryonic adhesion at cellular resolution within a microfluidic endometrium-on-a-chip platform.
- 72nd Society for Gynecologic Investigation Annual Meeting. Charlotte, North Carolina, USA. President's Presenter Award granted to Maria Pardo for the work Human Blastocyst Invasion in a 3D In Vitro Endometrial Model.
- Premis Universitat-Societat 2025, Social Council of the University of Valencia. Knowledge Transfer category awarded to Dr. Carlos Simon for his merits in knowledge transfer.
- 3rd edition of the INCLIVA Awards for Women Researchers. First prize in the Postdoctoral category awarded to Ana Monteagudo for her scientific merits.
- 3rd edition of the INCLIVA Awards for Women Researchers. First prize in the Doctoral Student category awarded to Sofia Zaragozano for her scientific merits.
- Commemorative event for the 525th anniversary of the University of Valencia. Recognition granted to the Carlos Simon Foundation for its outstanding record of collaboration in the cultural, healthcare, educational, and research fields.

*Prepared by Maria Lloret, Project Manager; Rut Campos, Grants Specialist;
and Adrian Gonzalez, Marketing and Communication Specialist.
Approved by Dr. Carlos Simon. Last reviewed: May 26, 2026.*